



AFTERMARKET

sachsmaxshocks.com.au



MAX








EN






SACHS MAX CATALOGUE

PROVEN PERFORMANCE
















		 Front				 Rear					
		Shock Absorber	!	L/R	Mounts & Stops	!	Shock Absorber	!	L/R	Mounts & Stops	!



DAIHATSU CMV




F-Series											
08/75 - 78	F10, 4WD, All Ute	311 519	0.4				311 519	0.4			
		316 395 	0.4				316 395 	0.4			
11/79 - 84	F25, F55, F65, 4WD Ute	311 519	0.4								
		316 395 	0.4								












FORD

Maverick											
01/88 - 09/93	LWB & SWB, 4WD Wagon	290 166	0.4				290 168	0.5			
		313 136 	0.4				313 135 	0.5			
			0.4				316 388 	0.5			



Courier											
11/78 - 12/85	All Ute	311 506	0.5				311 527	0.5			
06/85 - 02/99	PC, PD Ute	230 515	0.5				311 518	0.5			
		313 140 	0.5				316 381 	0.5			
87 - 02/99	PC, PD 4WD Ute	280 719	0.5				280 722 	0.5			
		314 061 	0.5				317 118 	0.5			
03/99 - 11/06	PE, PG, PH 2WD Ute	230 515	0.5				311 518	0.5			
		313 140 	0.5				316 381 	0.5			
03/99 - 12/06	PE, PG, PH 2.6i, 2.5TD 4WD Ute all models	280 719	0.5				280 722 	0.5			
		314 061 	0.5				317 118 	0.5			

Econovan											
06/79 - 04/84	Van (to chass. SGMA, B, W-015027)	311 506	0.5				311 519	0.5			
							316 395 	0.5			
84 - 90	1800, 2000, 2200 Van (Dual rear wheels)	310 038	0.5				311 519	0.5			
							316 395 	0.5			





Raider											
08/91 ->	4WD All	280 719	0.5				280 722 	0.5			
		314 061 	0.5				317 118 	0.5			









Ranger											
07 - 09	PJ, 2.5L TD 2WD Ute, All	315 940	0.6				315 941	0.6			
							317 230 	0.6			
07 - 09	PJ, 3.0L TD 2WD & 4WD Ute, All	317 631 	0.6				317 230 	0.6			
09 ->	PK, 2.5LTD 2WD Ute, All	315 940	0.6				315 941	0.6			
		317 631 	0.6				317 230 	0.6			
09 ->	PK, 3.0L TD 4WD Ute, All	317 631 	0.6				317 230 	0.6			
05/11->	PX, 2WD Ute, 2.2l Petrol	316 844	0.6				316 845	0.6			
		317 632 	0.6				317 230 	0.6			
05/11->	PX, 4WD Ute, All	316 792	0.6				316 793	0.6			
		317 632 	0.6				317 230 	0.6			



Foton

Tunland											
2012->	Tunland 4x4 Std Suspension only	316 293 	1.0				314 070 	1.0			





Great Wall







V Series											
09 -> on	V200, V240 Single Cab Ute	317 814	1.0				314 062 	0.6			
		313 140 	1.0								
09 -> on	V200, V240 Dual Cab Ute	317 814	1.0				314 062 	0.6			
		313 140 	1.0								















			 Front					 Rear				
			 Shock Absorber		 Mounts & Stops			 Shock Absorber		 Mounts & Stops		




X Series											
09 -> on		X200 2.0L Diesel			1.0						
		X240 2.4 L Petrol									

HOLDEN

















Colorado 7											
to 10/13		RG Series 2.8l Turbo Diesel Wagon			1.5						
					1.5						0.7





Frontera											
10/95 - 02/99		MB 2 & 4 dr, 4WD, Wagon			0.7						0.6
					0.7						
02/99 - 01/04		UES,S,SE 2 & 4 dr, 4WD, Wagon			0.7						0.6
					0.7						

























Jackaroo											
82 - 10/86		UBS, 4WD, Wagon			0.4						0.4
					0.4						0.4
11/86 - 03/92		UBS, 4WD, Wagon			0.4						0.4
					0.4						0.4
04/92 - 01/98		UBS 2 & 4 dr, 4WD, Wagon			0.4						0.4
					0.4						
02/98 - 01/04		UBS 2 & 4 dr, 4WD, Wagon			0.4						0.4
					0.4						

Monterey											
95 - 96		UBS, UES 4WD Wagon			0.5						0.5
					0.5						

HOLDEN CMV

Colorado											
07/08 ->		RC 2.4 4Cyl., 3.0 Tdi 2WD DX Ute with Front coil spring susp			15	0.5				0.5	
07/08 ->		RC 3.0 Tdi, 3.6 V6 2WD (excl. Hi-ride susp.) Ute - all				0.5				0.5	
07/08 ->		RC 3.0 Tdi, 3.6 V6 2WD Ute with Hi-ride susp - all				0.5				0.5	
07/08 - 05/12		RC, 3.0 Tdi, 3.6 V6 4x4				0.5				0.5	
06/12 ->		RG - 2WD 2.5L & 2.8L Diesel Ute				0.5				0.5	
						0.5				0.5	
06/12 ->		RG - 4WD, 2.8L Turbo Diesel Ute				0.5				0.6	
					▲	0.5				▲ 0.6	

Drover											
03/85 - 12/87		4WD, All Wagon			▼	0.4				0.4	
					▲	0.4				0.4	

Rodeo											
08/88 - 11/96		TFR, 2WD All				0.4				0.4	
						0.4				▼ 0.4	
						0.4				▲ 0.4	
08/88 - 96		TFS, 4WD, All Ute				0.4				0.4	
						0.4				▼ 0.4	
						0.4				▲ 0.4	
12/96 - 01/03		R7, R9, 2WD (excl.V6) Ute				0.4				0.4	
						0.4				▼ 0.4	
						0.4				▲ 0.4	
11/96 - 01/03		R7, R9 2WD & 4WD (incl.V6) Ute (excl. 4 cyl. Petrol)				0.4				0.4	
						0.4				▼ 0.4	
						0.4				▲ 0.4	

		Front					Rear				
		Shock Absorber	!	L/R		!	Shock Absorber	!	L/R		!

02/03 - 12/05	RA 3.5 V6 2WD Ute (excl. Hi-ride susp & DX, LX Diesel)		313 140		0.4			314 062		0.4	
02/03 - 12/05	RA, 3.0 Tdi, 3.5 V6 4x4 - all		313 140		0.4			313 919		0.4	
02/03 - 12/05	RA 4 Cyl. 2WD DX & Diesel Ute with front coil spring susp.		311 781	15	0.4			314 062		0.4	
02/03 - 12/05	RA 2WD with "Hi-ride suspension" Ute		313 140		0.4			313 919		0.4	
01/06 - 06/08	RA 4 Cyl. 2WD DX & Diesel Ute with front coil spring suspension		311 781	15	0.4			314 062		0.4	
01/06 - 06/08	RA 2.4 4 Cyl., 3.0 Tdi, 3.6 V6 2WD Ute (excl. "Hi-ride" suspion)		313 140		0.4			314 062		0.4	
01/06 - 06/08	RA 3.0 Tdi, 3.6 V6 2WD Ute with "Hi-ride" suspension		313 140		0.4			313 919		0.4	
01/06 - 06/08	RA, 3.0 Tdi, 3.6 V6 4x4 (excl raised susp)		313 140		0.4			313 919		0.4	

Shuttle												
82 - 89	WFR Van	NLA						311 519		0.4		
							316 395		0.4			

Santa-Fe													
01/00 - 10/05	SM 2.4, 2.7 4WD Wagon		315 307		1.3		802 904		315 308	0.3		802 905	
			315 306		1.3		900 243		317 231				900 244

Terracan												
07/01 - 02/04	3.5V6, 2.9TD 4WD Wagon		312 961		1.0				312 962		1.0	
									317 240		▲	1.0

ISUZU

D-Max												
10/08-05/12	TF 2WD & 4WD 3.0L,TD (LS only) (Torsion Bar Front Susp.)		313 140		0.7				313 919		0.6	
			314 917		0.7				314 918		0.6	
10/08-05/12	TF 2WD & 4WD 3.0L,TD (SX only) (Torsion Bar Front Susp.)		313 140		0.7				314 062		0.6	
			314 917		0.7				314 062		0.6	
10/08-05/12	TF 2WD 3.0Turbo Diesel (Coil Spring Front Susp.)		316 788		0.7				314 062		0.6	
			317 636		▲				314 062		0.6	
06/12->	TFR 2WD 3.0L,TD - 4x2 Low Rider (Coil Spring front suspn)		311 781		▲	0.7			316 789		0.6	
			317 636		▲				316 381		0.6	
06/12->	TF 2WD 3.0L,TD - 4x2 High Rider, Single & Dual Cab (Coil Spring front suspn)		316 788		0.7				316 789		0.6	
			317 636		▲				316 381		0.6	
06/12->	TF 4WD 3.0L,TD - (Coil Spring front suspn)		316 790		0.7				316 791		0.6	
			317 636		▲				317 231		0.6	

MU-X												
12/13->on	3.L Turbo Diesel 4x4		316 790		0.7				317 231		▲	0.6
			317 636						317 231		▲	0.6

Jeep

Jeep												
56 - 65	CJ3B, 4WD Wagon		311 519	97	0.7				311 519		0.6	
55 - 81	CJ5, CJ6, CJ7, 4WD Wagon		316 395						316 395			
65 - 75	CJ5A, CJ6A, 4WD Wagon											
55 - 72	DJ5, DJ6, 4WD Wagon											

Cherokee												
74 - 91	4WD, All Wagon		317 467	▼	0.8				311 519		0.6	
									316 395		0.6	
94 - 01	Cherokee XJ Wagon		313 139		0.8				106 540		0.5	
			317 237						313 138		0.5	
07/02 - 11/08	Cherokee KJ all SUV Wagon (Liberty)		311 122		0.8		802 910		311 123		0.5	
			317 816		0.8		802 911		317 817		0.5	
11/08 ->	Cherokee KK all SUV Wagon (Liberty)		311 122		0.8				311 123		0.5	
			317 816		0.8				317 817		0.5	

		Front					Rear				
		Shock Absorber	!	L/R	Mounts & Stops	!	Shock Absorber	!	L/R	Mounts & Stops	!

Grand Cherokee											
96 - 07/99	Grand Cherokee All Wagon	⊥	313 139			0.8			⊥	123 496	0.5
		⊥	317 237			0.8			⊥	317 815	
99 - 05	Grand Cherokee WJ Wagon	⊥	312 702			0.8			⊥	312 703	0.5
		⊥	317 238		▲	0.8			⊥	317 628	
06/05 - 01/11	Grand Cherokee Wagon WH (NOT SRT8) (HD version Suits SRT8)	⊥	313 263			0.8			⊥	313 264	0.5
		⊥	317 818			0.8			⊥	317 837	
02/11->	Grand Cherokee Wagon (WK, WK2) 6.4 SRT8 4x4, 3.0 CRD V6 4x4	⊥	317 819			1.5			⊥	317 820	
										⊕ 803 048	▲
										⊕ 900 095	

Wrangler											
96 - 02/07	TJ Hard & Soft Top	⊥	030 212		▼	0.8			⊥	030 798	▼
		⊥	317 239		▲	0.8			⊥	317 630	▲
03/07 ->	JK Hard and Soft Top	⊥	316 413		▲	0.8			⊥	315 347	▲
		⊥	317 629		▲	0.8			⊥	317 633	▲

MAZDA

B-Series/Bravo											
71 - 12/84	B1600, B1800, B2000 Ute	⊥	311 506			0.4			⊥	311 527	0.5
85 - 03/96	B1800, B2000, B2200, B2500, B2600 (incl. Bravo) 2WD Ute	⊥	314 917			0.4			⊥	311 518	0.5
		⊥	313 140			0.4			⊥	316 381	
87 - 03/96	B2500, B2600 (incl. Bravo) 4WD, All Ute	⊥	280 719			0.4			⊥	280 722	▼
		⊥	314 061			0.4			⊥	317 118	▲
04/96 - 02/99	B2600, B2500D, 2WD Ute	⊥	314 917			0.5			⊥	311 518	0.5
		⊥	313 140			0.5			⊥		
04/96 - 02/99	B2600, B2500D, 4WD Ute	⊥	280 719			0.5			⊥	280 722	▼
		⊥	314 061			0.5			⊥	317 118	▲
03/99 - 11/02	B2600 2.6L Petrol & B2500 2.5L T/diesel, 2WD Ute	⊥	314 917			0.4			⊥		
		⊥	313 140			0.5			⊥		
03/99 - 11/02	B2600 2.6L Petrol & B2500 2.5L T/diesel, 4WD Ute	⊥	280 719			0.5			⊥	280 722	▼
		⊥	314 061			0.5			⊥	317 118	▲
11/02 - 11/06	B2600 2.6L Petrol & B2500 2.5L T/diesel, 2WD Ute	⊥	314 917			0.4			⊥		
		⊥	313 140			0.5			⊥		
11/02 - 11/06	B2600 2.6L Petrol & B2500 2.5L T/diesel, 4WD Ute	⊥	280 719			0.5			⊥	280 722	▼
		⊥	314 061			0.5			⊥	317 118	▲


























BT-50											
11/09-09/11	BT-50 2.5L CDVi Turbo Diesel Single cab, 2WD Ute	⊥	315 940			0.6			⊥	315 941	0.5
		⊥	317 631			0.6			⊥	317 230	
11/09-09/11	BT-50 3.0L Turbo Diesel RWD & 4WD	⊥	317 631			0.6			⊥	317 230	
10/11-06/18	BT-50 2WD Ute	⊥	316 844			1.1			⊥	316 845	0.5
		⊥	317 632			1.1			⊥	317 230	
10/11-06/18	BT-50 4WD Ute	⊥	316 792			1.1			⊥	316 793	0.5
		⊥	317 632			1.1			⊥	317 230	



E-Series											
05/81 - 12/83	E1300, E1400, E1600, E2200 Van (Dual rear wheels)	⊥	311 506			0.5			⊥	311 519	0.4
		⊥	311 506			0.5			⊥	316 395	
05/78 - 05/81	E1600 (incl. round headlights) Van	⊥	311 506			0.5			⊥	311 519	0.4
		⊥	311 506			0.5			⊥	316 395	
09/83 - 10/97	E1800, E2000, E2200 (Dual rear wheels) Van	⊥	310 038	Oil		0.5			⊥	311 519	0.4
		⊥	311 506			0.5			⊥	316 395	
10/97 - 10/99	E2000 & E2500 Van	⊥	311 506			0.5			⊥	311 519	0.4
		⊥	311 506			0.5			⊥	316 395	
10/99 - 07/06	E2000 Van SH	⊥	317 026			0.5			⊥		

MITSUBISHI



Challenger											
07/00 ->	K96(PA) 3.0-V6 4WD Wagon with rear Coil suspension	⊥	290 005		▼	0.6			⊥	280 757	▼
		⊥	316 325		▲	0.6			⊥	317 135	▲
		⊥	316 541		▲	0.6			⊥	316 377	
08-15	PB, PC 2.5L Di-D 4WD Wagon	⊥	315 938			0.6			⊥	315 939	0.5
		⊥	316 380		▲	0.6			⊥	316 377	
2016->	PE 2.5L CRD 4WD Wagon	⊥	315 938			0.6			⊥	315 939	0.5
		⊥	316 380		▲	0.6			⊥	316 377	


Pajero


		 Front					 Rear				
		Shock Absorber	!	L/R	Mounts & Stops	!	Shock Absorber	!	L/R	Mounts & Stops	!
83 - 05/91	NA-NF, NG 4WD Wagon (L042G, L043G, L044G SWB & LWB rear leaf spring)	311 511					311 522				
		316 540					313 919				
83 - 05/91	NF, NG 4WD Wagon (L141G, L144G, L146G, L149G SWB & LWB rear coil spring)	311 511					200 044				
		316 540					316 377				
05/91 - 06/00	NH, NJ, NK, NL Wagon & 2D (rear coil spring)	290 090					290 091				
		313 142									
05/91 - 10/96	NH, NJ Wagon & 2D (V12,32,34,36 rear leaf spring)	290 090					311 522				
		313 142					313 919				
05/00 - 11/02	NM (V75/76) 4WD Wagon S.W.B & L.W.B (rear coil spring)	280 753	▼				280 755	▼			
		317 132	▲				316 323	▲			
		316 378					316 379				
11/02 - 08/03	NP V75W 3.5V6 Petrol 4WD Wagon LWB	280 753	▼				280 755	▼			
		317 132	▲				316 323	▲			
		316 378					316 379				
11/02 - 09/06	NP V78W 3.2LT Turbo Diesel 4WD Wagon LWB	280 753	▼				280 755	▼			
		317 132	▲				316 323	▲			
		316 378					316 379				
09/03 - 09/06	NP V77W 3.8 V6 Petrol Wagon LWB 4WD	280 753	▼				280 755	▼			
		317 132	▲				316 323	▲			
		316 378					316 379				
10/06 - 01/09	NS 3.8 V6, 3.2L T/Diesel 4WD Wagon LWB	280 753	▼				280 755	▼			
		317 132	▲				316 323	▲			
		316 378					316 379				
01/09 - 10/11	NT, 3.8 V6, 3.2L T/Diesel 4WD Wagon LWB/SWB	280 753	▼				280 755	▼			
		317 132	▲				316 323	▲			
		316 378					316 379				
11/11 ->	NW, 3.8 V6, 3.2L T/Diesel 4WD Wagon LWB/SWB	280 753	▼				280 755	▼			
		317 132	▲				316 323	▲			
		316 378					316 379				

















Pajero Sport											
2016->	QE 2.5L CRD 4WD Wagon	315 938					315 939				
		316 380		▲			316 377				

MITSUBISHI CMV




L200											
06/81 - 10/86	MA, MB, MC, MD, 4WD Ute	311 511					311 522				
							313 918		▼		
							316 376		▲		






L300											
11/81 - 10/86	All (excl. 4WD) Van						311 519				
83 - 10/86	SA, SB, SC, SD, SE, 4WD Van	311 511					316 395				
							311 519				

Express/Starwagon (L300)											
10/86 - 11/03	SF, SG, SH, SJ Express & Starwagon 2WD Van & Wagon	311 512					311 519				
03/06 ->	SJ 2.0/2.4L Van						316 395				
							311 519				

Triton											
12/86 - 10/96	ME, MF, MG, MH, MJ, (incl.V6) 4WD, Ute	311 511					311 522				
		316 540					316 376				
11/96 - 06/06	MK Ute 4WD all & 2WD V6	311 512					311 522				
		316 541					316 376				
11/06 - 09/09	ML 4WD Ute, All models	315 770					315 238				
		316 380					316 381				
11/06 - 09/09	ML 2WD Ute, All models	315 770					315 238				
		316 380					316 381				
09/09 ->	MN 4WD Ute, All models	315 770					315 238				
		316 380					316 381				
09/09 ->	MN 2WD Ute, All models	315 770					315 238				
		316 380					316 381				
05/15->	MQ 4WD Ute, All models	315 770					315 238				
		316 380					316 381				
05/15 ->	MQ 2WD Ute, All models	315 770					315 238				
		316 380					316 381				

NISSAN

Pathfinder											
86 - 10/95	WD21, 4WD Wagon (excl. e-adj. susp.)	311 512					311 522				
		316 541		▲			313 918		▼		
07/05 ->	R51 4.0 V6, 2.5 T/D	316 384					313 785				

		 Front				 Rear					
		Shock Absorber	!	L/R	Mounts & Stops	!	Shock Absorber	!	L/R	Mounts & Stops	!
01/10 ->	4WD Wagon R51 - Ti550 Wagon 3.0i V6 Tdi						316 385	MAX	▲	0.5	

Patrol											
01/80 - 01/88	160 MQ / 160 MK Wagon LWB & SWB	†	316 391	MAX	0.4		316 392	MAX		0.5	
02/88 - 11/97	GQ LWB & SWB Wagon	†	290 166		0.4		290 168			0.5	
		†	313 136	MAX	0.4		313 135	MAX	▼	0.5	
		†	316 388	MAX	0.4		316 388	MAX	▲	0.5	
08/89 - 11/97	GQ (coil spring only) Wagon, Hardtop & C/Chas	†	290 166		0.4		290 168			0.5	
		†	313 136	MAX	0.4		313 135	MAX	▼	0.5	
		†	316 388	MAX	0.4		316 388	MAX	▲	0.5	
88 - 07	GQ / GU (Leaf Spring) Wagon	‡	310 898	▼	0.4		310 899			0.5	
12/97 - 03/03	GU (Y61) 4WD, TB45, RD28, TD42/T, TB48E, ZD30T Wagon	†	290 166		0.5		290 168			0.5	
		†	313 136	MAX	0.5		313 135	MAX	▼	0.5	
		†	316 388	MAX	0.5		316 388	MAX	▲	0.5	
04/00 ->	GUII/GUIII/GUIV (Y61) 4WD, TB45, RD28, TD42/Ti, TB48E, ZD30T Wagon	†	290 166		0.5		290 168			0.5	
		†	313 136	MAX	0.5		313 135	MAX	▼	0.5	
		†	316 388	MAX	0.5		316 388	MAX	▲	0.5	
01/10 ->	Y62 LWB Wagon 5.6L v8	‡	316 389	MAX	0.5		316 390	MAX		0.5	

NISSAN CMV













































Navara											
08/85 - 02/97	D21 Ute 2WD	‡	110 804		0.5		311 519			0.5	
08/85 - 02/97	D21 Ute 4WD	‡	110 804		0.5		316 381	MAX		0.5	
		‡	316 383	MAX	0.5	▲	110 805			0.5	
		‡	314 062	MAX	0.5		314 062	MAX		0.5	
03/97 - 11/01	D22 Ute 2WD, 2.4, 2.7TD, 3.0	‡	110 804		0.5		110 805			0.3	
04/97 - 12/01	D22 2.4i, 3.2D All 4WD	‡	230 465		0.5		110 805			0.3	
		‡	313 141	MAX	0.5		314 062	MAX		0.3	
03/02 ->	D22 2.5Di All 4WD	‡	230 465		0.5		110 805			0.3	
		‡	313 141	MAX	0.5		314 062	MAX		0.3	
12/05 ->	D40, 2.5T/D, RWD Ute (Not 550, Not NP300)	‡	316 384	MAX	0.8		316 382	MAX		0.4	
		‡	316 384	MAX	0.8		316 382	MAX		0.4	
12/05 ->	D40, 2.5T/D, 4.0V6 4WD Ute (Not 550)	‡	316 384	MAX	0.8		316 382	MAX		0.4	
01/11 ->	D40, 3.0L V6 TurboDiesel V9X (550) 4WD Ute	‡	315 001	HD	0.8		316 382	MAX		0.4	
07/11 ->	D40, 2.5 Turbo Diesel 4WD Ute (Not 550)	‡	316 384	MAX	0.8		316 382	MAX		0.4	
05/15->	D23 NP300 2.3l Turbo Diesel Ute	‡	316 384	MAX	0.8		316 376	MAX		0.4	
Patrol											
01/99 ->	GU (Y61), Cab Chassis 4WD Ute TD42, TD42/T Coil springs	†	290 166	Oil	0.4		310 901	▼		0.5	
		†	313 136	MAX	19	0.4	313 135	▼	MAX	0.5	
							316 388	▲	MAX	0.5	










TOYOTA



4-Runner											
03/84 - 08/85	YN60, LN60 (with rigid front axle) 4WD Wagon	‡	200 988		0.7		290 827			0.4	
		‡	317 527	MAX	0.7		314 070	MAX		0.4	
11/85 - 09/89	LN61, YN63 (4WD, All) Wagon	‡	311 742		0.7		311 510			0.4	
		‡	313 134	MAX	0.7		314 070	MAX		0.4	
10/89 - 06/96	LN130, RN130, YN130 (4WD) Wagon	‡	311 742		0.5		311 523			0.4	
		‡	313 134	MAX	0.5		313 145	MAX	▼	0.4	
		‡	316 542	MAX	0.5		316 542	MAX	▲	0.4	
90 - 07/96	VZN130 (V6) 4WD Wagon	‡	311 742		0.5		311 523			0.4	
		‡	313 134	MAX	0.5		313 145	MAX	▼	0.4	
							316 542	MAX	▲	0.4	











4-Runner Surf											
08/89 - 11/95	LN130, KZN130, 4WD Wagon Including NZ	‡	311 742		0.5		311 523			0.4	
		‡	313 134	MAX	0.5		313 145	MAX	▼	0.4	
							316 542	MAX	▲	0.4	

Landcruiser											
59 - 01/75	FJ40 (To chass. No. 191114) 4WD, All Wagon	‡	311 519		0.4		311 519			0.4	
		‡	316 395	MAX	0.4		316 395	MAX		0.4	
61 - 10/84	FJ45, 4WD, All Wagon	‡	311 519		0.5		311 518			0.5	
		‡	316 395	MAX	0.5		311 522			0.5	
							316 376	MAX		0.5	
69 - 08/80	FJ55, 4WD, All Wagon	‡	311 524		0.6		311 518			0.5	
							313 918	MAX	▼	0.5	
							316 376	MAX	▲	0.5	




		 Front					 Rear				
		Shock Absorber	!	L/R	Mounts & Stops	!	Shock Absorber	!	L/R	Mounts & Stops	!
72 - 10/82	HJ45, 4WD, All Wagon	311 519 316 395 		0.5 0.5			311 518 311 522 316 376 		0.5 0.5 0.5		
72 - 10/82	BJ40, 4WD, All Wagon	311 519 316 395 		0.6 0.5 0.5			311 518 311 522 316 376 		0.5 0.5 0.5		
01/75 - 79	FJ40 4WD, All Wagon Chassis no. 19115 - 298294	311 519 316 395 		0.6 0.5			311 518 316 376 		0.5		
79 - 10/84	FJ40 4WD, All Wagon	311 519 316 395 		0.6 0.6			311 518 316 376 		0.5		
80 - 10/84	BJ40, BJ42, 4WD, All Wagon From Chassis no.: 298295	311 519 316 395 		0.6 0.6			311 518 311 522 313 918  316 376  ▲		0.5 0.5 0.6 0.6		
80 - 10/84	HJ47, 4WD, All Wagon	311 519 316 395 		0.6 0.6			311 518 311 522 313 918  316 376  ▲		0.6 0.6 0.6 0.6		
08/80 - 10/85	FJ60, FJ62, HJ60, HJ61, 4WD, All Wagon	311 523 313 132 		0.5 0.5			311 518 313 918  316 376  ▲		0.5 0.5 0.5		
84 - 12/89	FJ70, FJ73, FJ75, BJ70, BJ73, BJ74, BJ75, HJ75, 4WD, All Wagon	311 523 313 132 		0.5 0.5			311 510 313 133  316 394  ▲		0.5 0.5 0.5		
10/85 - 90	FJ60, FJ62, HJ60, HJ61, 4WD, All Wagon	311 523 313 132 		0.5 0.5			170 436		0.5		
11/84 - 90	LJ70, RJ70, LJ73, RJ73 Bundera (coil spring), 4WD, All	312 457		0.5			110 396 110 397		0.5 0.5		
12/89 - 10/99	FZJ75, HZJ75, PZJ75, 4WD, All Wagon	311 523 313 132 		0.5 0.5			311 510 313 133  316 394  ▲		0.5 0.5 0.5		
01/90 - 04/96	LJ70, FJ70 Hardtop, RJ70, KZJ70 Wagon (NZ application Only)	312 439		0.5			312 071		0.5		
03/90 - 02/98	FZJ80, FJ80, HDJ80, HZJ80 Wagon (Front:Note 13)	280 431 313 137  316 393 	▼ ▲	0.5 0.5			312 459 317 232  ▲		0.5 0.5		
03/98 ->	FZJ/HDJ/HZJ/UZJ100/105 IFS models Wagon (excl. adj. susp.)	280 867 317 133 313 130 	▼ ▲	0.9 0.9 0.9			280 869 317 159 313 131 		0.8 0.8 0.8		
03/98 ->	FZJ105R, HZJ105R, (excl. I.F.S), 4WD, All Wagon (Front:Note 13)	280 431 313 137  316 393 	▼ ▲	0.9 0.9 0.9			312 459 317 232  ▲		0.8 0.8 0.8		
09/99 ->	76/78/79 Series 4WD Cab Chassis Ute	313 136 		0.9			313 135  316 388 		0.8 0.8		
09/02 - 02/10	KDJ120, GRJ120	315 322 317 236 	▼ ▲	0.9 0.9			315 323 		0.8 0.8		
12/07 ->	VDJ200, UZJ200 V8 Petrol & Diesel Wagon	316 543 		0.9			317 235 		0.9		
03/11 ->	GSJ15R FJ Cruiser 200kW Petrol Wagon	317 234 	▲	0.9			317 235  ▲		0.9		



















Landcruiser Prado										
07/96 - 02/03	90 Series, KZJ95, VZJ95 Wagon (excl. adj. susp.)	230 631 317 129 316 537 	▼ ▲	1.4 1.4 1.4			312 461 316 538 		0.9 0.9 0.9	
02/03 - 11/09	KZJ120, RZJ120, GRJ120, KDJ120R 4WD Wagon (excl. adj. suspension)	312 214 317 127 315 322  317 236 	▼ ▲ ▼ ▲	1.4 1.4 1.4 1.4			312 215 316 732 315 323 		0.9 0.9 0.9 0.9	
12/09 ->	KDJ/GRJ 150R 4WD Wagon	317 234 		0.9			317 235 		0.9	
12/07 ->	VDJ200, UZJ200 V8 Petrol & Diesel Wagon	316 543 		0.9			317 235 		0.9	
















Rav 4										
06/94 - 01/98	SXA10/11G, 2.0, All Wagon & Hardtop	310 704		1.3	900 163 802 298		310 706 317 231 		0.4	
02/98 - 07/00	SXA10/11G, 2.0 Wagon & Hardtop & Cabriolet (excl. 235/60R 16" tyre)	280 896 280 895 317 163	▼ ▼ ▲	1.3 1.3 1.3	900 163 802 298		310 706 317 231 		0.4	


		 Front					 Rear				
		Shock Absorber	!	L/R	Mounts & Stops	!	Shock Absorber	!	L/R	Mounts & Stops	!
		317 162	▲	1.3							
07/00 - 08/03	ACA20R, ACA21R 3dr/5dr 4WD Wagon	313 806		1.1	900 154		310 706		0.4		
		313 807		1.1	802 298		317 231				
07/00 - 08/03	XA21R 3dr/5dr 4WD Wagon 2.0L New Zealand Only	313 808		1.6	900 154		310 706		0.4		
		313 809		1.6	802 298		317 231				
09/03 - 01/06	ACA22R, ACA23R 3dr/5dr 4WD Wagon	313 806		1.6	900 154		310 706		0.8		
		313 807		1.6	802 298		317 231				
Surf (Private Imports & New Zealand)											
08/88 - 11/95	LN130, YN130, VZN130 (w/- torsion bar I.F.S. susp.) (excl. e-adj. susp.)	311 742		0.6			311 523		0.5		
							313 145		▼	0.5	
							316 542		▲	0.5	
11/95 - 11/02	LN185W, KZN185W (w/- coil I.F.S susp.) (excl. e-adj. susp.)	230 631	▼	0.6			312 461		0.5		
		317 129	▲	0.6							



TOYOTA CMV



Hi-Ace											
67 - 77	PH10, PH11, PH16, RA11, RA11J Van	311 509		0.8			311 519		0.5		
							316 395			0.5	
67 - 11/82	LH & RH10, 20, 30, 40 Van (excl. RH22 & 24)	311 509		0.8			311 519		0.5		
							316 395			0.5	
02/77 - 11/82	RH22 Van	311 509		0.8							
12/82 - 01/84	LH50, LH60, LH70, YH50, YH60, YH70 Van	311 507		0.8			311 519		0.5		
							316 395			0.5	
01/84 - 09/89	LH50, LH60, LH70, YH50, YH60, YH70 Van	311 507		0.8			110 826	▼	0.5		
							317 211	▲			
08/96 ->	RCH18/28, RCH19/29, LXH18/28, LCH18/28 (+ 2.5 D-4D AWD NZ Only)	230 515		0.8			312 805		0.5		
10/88 - 98	RZH100, 103, 113 & LH100 Series Van & Commuter Bus	290 152	Oil	0.8			290 160	Oil	0.5		
1998 ->	RZH100 & LH100 Series Van & Commuter Bus	290 152	Oil	0.8			290 160	Oil	0.5		
2000 ->	LH 184, LH172	TBA					TBA				
10/00 - 02/05	RCH12/22, 2.4 Van & Commuter Bus (with IRS)	290 152	Oil	0.5			312 804		0.6		
03/05 ->	TRH/KDH201/221/223, 2.4 Van & Commuter Bus (with IRS)	315 016	▲	0.8			230 023	▼	0.6		
							317 169	▲	0.6		
03/05 ->	TRH/KDH201/221/223, 3.0D Van & Commuter Bus	315 350		0.8			315 351		0.6		

Hilux											
68 - 04/72	RN10, RN13, RN15, RN16 Ute	311 506	23	0.7			311 519		0.5		
		311 509	23	0.7			316 395			0.5	
05/72 - 07/78	RN20, RN22, RN23, RN25 Ute	311 506	23	0.7			311 519		0.5		
		311 509	23	0.7			316 395			0.5	
08/78 - 03/84	LN30, LN40, RN30, RN40 Ute	311 506	23	0.7			311 519		0.5		
		311 509	23	0.7			316 395			0.5	
01/79 - 07/83	RN36, RN46, 4WD	200 988		0.7			313 918		▼	0.5	
		317 527					316 376		▲	0.5	
03/81 - 07/83	LN36, LN46 4WD	200 988		0.7			313 918		▼	0.5	
		317 527					316 376		▲	0.5	
08/83 - 08/88	LN65, LN67, YN65, YN67 4WD	200 988		0.7	802 439		311 510		0.5		
		317 527					314 070			0.5	
08/83 - 08/88	LN50, RN50, YN50 Series Ute	311 509		0.7	802 439		311 518		0.5		
							313 919			0.5	
88 - 11/97	LN106, RN105 4WD	200 988		0.7			311 510		0.5		
		317 527					314 070			0.5	
08/88 - 12/96	LN107, RN106, LN111, RN110, 4WD Ute (with independent front susp.)	311 742		0.7			311 510		0.5		
		313 134		0.7			314 070			0.5	
10/88 - 11/97	RN106/110 LN107/111, 4WD Ute (IFS)	311 742		0.7			311 523		0.5		
		313 134		0.7			313 145		▼	0.5	
							316 542		▲	0.5	



		 Front					 Rear				
		Shock Absorber	!	L/R	Mounts & Stops	!	Shock Absorber	!	L/R	Mounts & Stops	!
08/88 - 12/96	RN85, RN90, LN85, LN86, LN90 Ute (incl. Grinner)	⊥ 311 509		0.7			∅ 311 518 ∅ 313 919 		0.5		
11/97 - 04/05	RZN169/169/174R/ LN167/172/172R, KZN165, RZN174R 4WD UTE (IFS Front)	⊥ 311 742 ∅ 313 134 		0.8 0.8			∅ 290 829 ∅ 290 124 ∅ 314 070 	⊕ ⊖	0.5 0.5		
11/97 - 03/05	RZN & LN Series 4x2 Ute & Cab-Chassis	⊥ 311 509		0.8			∅ 311 522 ∅ 313 918  ∅ 316 376 	▼ ▲	0.5 0.5		
12/97 - 03/05	RZN168 / 169 / 173, LN165 / 167 / 172 4WD Ute (with independent front susp.)	⊥ 311 742 ∅ 313 134 		0.8 0.8			∅ 311 510 ∅ 314 070 		0.5 0.5		
04/05 ->	GGN25R 4.0L, KUN26R 3.0L 4WD Ute (with coil spring front susp.)	⊥ 316 293 		1.1			∅ 313 147 		0.5		
04/05 ->	KUN16R/GGN15R/TGN16R 2WD (VIGO) Ute (with coil spring front susp.)	⊥ 313 835 ∅ 313 836		1.1 1.1	⊕ ⊖		∅ 313 978 ∅ 316 381 		0.5		
2015 ->	KUN/GGN/GUN 125 4x4 KUN/GUN 126 - GUN13# 4x4	⊥ 317 521 		1.1			∅ 317 522 		0.5		

Lite-Ace										
05/71 - 09/79	KM10, KM11 All Van	⊥ 311 506		0.6			∅ 311 519 ∅ 316 395 		0.4 0.4	

Stout, Lite Stout										
63 - 69	RK40, RK40V, RK43 Van	⊥ 311 506		0.8			∅ 311 519 ∅ 316 395 		0.4 0.4	
60 - 84	RK45, RK47, RK100, RK101 Van						∅ 311 519 ∅ 316 395 		0.4 0.4	

Toyo-Ace										
71 - 83	RY10, YR10JR, RY12, RY14, PY10 Van	∅ 311 526		0.6			∅ 311 519 ∅ 316 395 		0.4 0.4	
72 - 83	JY16, RY16, Van	∅ 311 519 ∅ 316 395		0.6	HD		∅ 311 519 ∅ 316 395 		0.4 0.4	

VOLKSWAGEN

Amarok										
09/11 ->	2.0L TDI, TSI, TDI 4Motion, BiTDI	⊥ 315 229		0.6	£ 900 312		∅ 315 230		0.5	
	2.0L BiTDI 4Motion	⊥ 317 637 		0.6	⊕ 803 038		∅ 317 638 		0.5	

ZF Friedrichshafen AG

ZF Services Australia
U1, 13 Bessemer St
Blacktown, NSW, 2148.

Tel: +61 2 9679 5555
Fax: +612 9679 5500
Email: customersolutions.au@zf.com
www.zf.com/au

PROVEN PERFORMANCE

